



# Mento Design Academy UX/UI Bootcamp Curriculum

Current as of April 19th, 2023





# Learn to Think and Work Like an Experienced Designer

## 750+ Pages

Our proprietary curriculum covers everything you need to know about UX Research, Interaction Design, UI Design, Accessibility, Time Management, Career Strategy, and Job Interviews.

## 60+ Assignments

Practical assignments designed to accelerate your learning by applying concepts and reflecting on your work, with each assignment **reviewed by your dedicated mentor**.

## Two Practice Projects

We have designed two practice projects that create the space for you to learn, make mistakes, get feedback, and get comfortable with the tools and processes within UX Design.



**Bryant from Canada** 🇨🇦

Graduated March 2023

"Mento's curriculum was well-organized and up-to-date, providing step-by-step guidance on everything from design basics to preparing for job interviews."

[Read More Reviews](#) 🖱️



# Craft a Unique Portfolio That Leverages Your Background

## Unique Portfolio Strategy

We've created a unique portfolio strategy that will help you stand out from the thousands of other bootcamp graduates featuring the same cookie-cutter projects in their portfolios.

## Up to Three Projects

Recruiters and Hiring Managers expect to see one to three examples of your past work. With our flexible program, you and your mentor decide how many projects you should work on.

## Interview Practice

We know interviewing for a new role can be intimidating, so we've created an opportunity for you to practice with our mentors before you kick off your job hunt.



**Todd from USA** 🇺🇸

Graduated June 2022

"Mento prioritizes critical thinking and applying true user-centered design as an overarching philosophy. This translates to customized, personal products that allow you to stand out among others who may have followed a reused template."

[Read More Reviews](#) 🙌



# Get Guidance From a Mentor Working at a Top Company

Bitdefender®

fitbit.

facebook

Booking.com

Google

Adobe

## Individual Mentorship

Every week you'll be meeting your assigned mentor for a 1-on-1 session, so you get enough time to ask all your questions without being interrupted by other classmates.

## Supportive Community

Our Slack Community is here to support you through your journey. We'll pair you up with a buddy, connect you with fellow students and mentors, and host amazing webinars and design competitions.



**Ho-Chien from USA** 🇺🇸

Graduated October 2022

"The best part of Mento Design Academy for me is the mentorship program. My mentorship sessions gave me the professional and personal guidance I needed to transition into UX Design."

[Read More Reviews](#) 👉



# Gain Critical Soft and Hard Skills For The Job Market

## UX Research

Learn how to uncover needs, problems, and opportunities from real humans through UX Research tools and methodologies.

## Interaction Design

Master the skill of translating research findings into functional solutions that people can actually use.

## UI Design

Turn rough sketches and wireframes into beautiful interfaces that people will enjoy using.

## Articulating Decisions

Develop your ability to articulate design decisions through mentorship sessions, reflection assignments, and presentations.



**Ziaulika from Malaysia** 🇲🇾

Graduated May 2022

"Mento curriculum always asks us to train our why muscle with their assignments, to find & to explore the reasoning behind the design decisions we're making"

[Read More Reviews](#) 🙌



# Master Design Faster Through Innovative Learning Techniques

## Reverse Engineering

Take apart successful digital products to understand how they were built, practice tools and processes on launched apps to speed up your learning and gain confidence in your skills.

## Replication

Essentially copying other designs, you're training your brain's design palate to recognize great design patterns, such as spacing, color, typography and size.

## Reflection

Each chapter's end calls for reflecting on your thoughts and feelings about what you have learned. This simple yet effective exercise will develop your thinking as a designer.



**Huan from Singapore** 🇸🇬

Graduated November 2022

"Assignments are really useful in training you to reflect and think of the purpose of why you are doing a certain thing."

[Read More Reviews](#) 👉



# Graduate With a Certificate Showcasing Your Achievements

Recruiters and hiring managers appreciate candidates that commit to continuous growth and learning. Our certificate is a testimony of how seriously you take personal development.



## CERTIFICATE *of* COMPLETION

Digital Product Design Program  
April 2023

Mento Design Academy is proud to certify that

# Kathy Davis

has successfully completed our digital product design program.

**Radu Cristian Vucea**  
CEO

Mento LLC, 447 Broadway,  
2nd Floor Suite #1238,  
New York, NY 10013





# Get Career Support Throughout the Bootcamp

## During the Bootcamp

Create a cohesive career strategy with our unique portfolio approach, career templates and assignments, and monthly career coaching calls with recruiters and hiring managers from Fortune 500 companies.

## Graduation Month

Boost your confidence in your interview skills by practicing the most popular interview modules – Portfolio Walkthrough and Design Exercise – with our dedicated Mock Interview Mentors.

## Six Months After

Get free continuous on-demand career coaching calls for up to six months after graduation. These are great for calibrating and adjusting your strategy as you start applying to roles.



**Jasmine from Taiwan** 🇹🇼

Graduated February 2022

“What surprised me is that even though I haven't completed my bootcamp, I already got referrals to interview, and now I am really grateful that I am doing an internship program in Europe which has been my goal for a long time.”

[Read More Reviews](#) 🖱️





## Hey, future designer! 🙌

My name is Radu Vucea, and I founded Mento Design Academy back in 2020, on top of a design career spanning more than 18 years, working for Fortune 500 companies like Adobe and Fitbit.

After interviewing hundreds of designers over six years as a manager, I realized what critical skills they were missing and decided to help by sharing all my knowledge through a UX/UI Bootcamp.

I hope to see you succeed, and I would love for Mento Design Academy to be a part of that success.









*Radu Vucea*















# Full Lesson & Assignments Plan


















Current as of April 19th, 2023














Chapter	Lesson / Assignment	Reading Time / Assignment time	Week	% completed
<b>Beginning your journey</b>	 Welcome to Mento!	0:01:00	<b>Week 1</b>	0.00%
	 Setting your goals	0:01:00		0.01%
	 Goals: Why do you want to transition to a career in design?	2:00:00		0.37%
	 Your unfair advantage	2:00:00		0.72%
	 Your support system	0:04:00		0.74%
	 Course projects	0:03:00		0.75%
<b>How to Learn and Manage Your Time</b>	Consistency and Momentum	0:08:00		0.77%
	Spaced Repetition	0:05:00		0.78%
	Prioritisation Techniques	0:09:00		0.81%
	Learning Techniques	0:04:00		0.82%
<b>Intro to User Experience Design</b>	What is UX/UI/Product Design?	0:07:00		0.84%
	Watch: What the #\$\$%@ is UX Design?	0:06:00		0.86%
	UX Fundamentals	1:24:00		1.11%
	Watch: 10 UX Challenges for the Next 25 Years (Jakob Nielsen Keynote)	0:30:00		1.20%
	Reading List	0:00:00		1.20%
	Design Industry	0:07:00		1.22%
	Watch: Design Disruptors	1:10:00		1.43%
	 Gathering Design Inspiration	4:00:00		2.15%
	 Observation Exercise	6:00:00		3.23%
	 Reflection: The UX Industry	2:00:00		3.59%
<b>Intro to Design Tools &amp; UI Design</b>	Tools Overview	0:04:00	<b>Week 2</b>	3.60%
	Tools at Mento	0:05:00		3.62%
	Sketch Walkthrough	0:23:00		3.68%
	Figma Walkthrough	0:15:00		3.73%
	Sketch Replicating Designs	0:43:00		3.86%
	Sketch Replicating Icons	0:33:00		3.96%
	Figma Replicating Designs	1:00:00		4.14%
	Figma Replicating Icons	0:43:00		4.26%
	 UI Practice for Mobile	20:00:00		7.86%
 UI Practice for Web	20:00:00	<b>Week 3</b>	11.45%	
 Reflection: UI Design	2:00:00	<b>Week 4</b>	11.81%	
<b>Intro to Process in Design</b>	The Design Process	0:07:00		11.83%
	Discovery Phase	0:08:00		11.85%

	Warm-up Project: Kick-Off	4:00:00		12.57%
	Warm-up Project: Competitive Analysis	4:00:00		13.29%
	Ideation Phase	0:09:00		13.31%
	Warm-up Project: Ideas	0:02:00		13.32%
	Implementation Phase	0:11:00		13.35%
	Warm-up Project: Reverse Engineering	8:00:00		14.79%
<hr/>				
	Quick prototype in Marvel	0:09:00	<b>Week 5</b>	14.82%
	Iteration Phase	0:10:00		14.85%
	Warm-up Project: Iterate	8:00:00		16.28%
	Reflection: Warm-up Project	2:00:00		16.64%
<b>Designer's Mindset</b>	Designed for humans, by humans	0:00:00		16.64%
	Empathy in UX Design	0:07:00		16.66%
	Mindsets to cultivate	0:06:00		16.68%
	Watch: The Importance of Empathy in UX Design	0:38:00		16.80%
	Watch: TEDx Talk - Jeff Paradee	0:11:00		16.83%
	Read: Giving a damn about accessibility	0:00:00		16.83%
	Empathy Exercise	2:00:00		17.19%
	Reflection: Empathy	2:00:00		17.55%
<b>The First Steps in Your UX Career</b>	Learning with purpose	0:00:00		17.55%
	What will you need to land your first design job?	0:06:00		17.56%
	How to pick your first design job?	0:08:00		17.59%
	Define Your Career Path	3:00:00		18.13%
<hr/>				
	Start Building Your Network	4:00:00	<b>Week 6</b>	18.85%
	Activate Your Network	4:00:00		19.56%
<b>Picking Your First Project</b>	Burner Project	0:01:00		19.57%
	Project Framework	0:04:00		19.58%
	Burner Project: The Problem	2:00:00		19.94%
<b>Intro to UX Research</b>	A brief intro to research	0:09:00		19.96%
	How to get started with research	0:12:00		20.00%
	Additional ways to inform your research problem statement	0:05:00		20.02%
	Burner Project: Research Problem Statement	2:00:00		20.37%
	UX research methods: the short (long) story	0:18:00		20.43%
	Read: Additional Materials	0:00:00		20.43%
<b>Conducting UX Research</b>	Burner Project: Secondary Research	4:00:00		21.15%
	Burner Project: Competitive Research	4:00:00		21.87%

	Watch: Getting the right research participants	0:36:00	<b>Week 7</b>	21.97%
	Creating a UX research plan	0:16:00		22.02%
	Five tried and tested UX research methodologies	0:21:00		22.08%
	Watch: UX Research and Usability Testing	0:17:00		22.13%
	 Burner Project: Research Plan	1:00:00		22.31%
	Deep-dive: User Interviews	0:23:00		22.38%
	 Burner Project: Screener Survey	2:00:00		22.74%
	Watch: Ask better questions	0:07:00		22.76%
	Watch: "Sprint" - The Five-Act Interview	0:08:00		22.79%
	 Burner Project: Interview Guide	2:00:00		23.15%
	Research ethics	0:14:00		23.19%
	 Burner Project: Conduct Your Interviews	16:00:00		26.06%
	 Reflection: UX Research	2:00:00	<b>Week 8</b>	26.42%
<b>From Research to Insights</b>	Intro: Making Sense of Data	0:06:00		26.44%
	Thematic analysis: the way of patterns and connecting dots	0:11:00		26.47%
	Watch: Affinity Clustering	0:07:00		26.49%
	 Burner Project: Affinity Mapping	2:00:00		26.85%
	Watch: Empathy Mapping	0:05:00		26.87%
	 Burner Project: Empathy Mapping	2:00:00		27.23%
	Personas	0:08:00		27.25%
	 Burner Project: Build Your Personas	3:00:00		27.79%
	 Burner Project: Problem Statement	1:00:00		27.97%
	 Burner Project: Research Presentation	5:00:00		28.87%
<b>Ideation</b>	Ideation	0:00:00		28.87%
	Common Problems or Needs & Solutions	0:09:00		28.89%
	Watch: Ideation Techniques for a One-Person UX Team	0:03:00		28.90%
	 Burner Project: Ideas	2:00:00		29.26%
	User Stories	0:04:00		29.27%
	 Burner Project: User Stories	2:00:00		29.63%
<b>Intro to Interaction Design</b>	User Goals in Interaction Design	0:10:00	<b>Week 9</b>	29.66%
	Hypothesis-Driven Design	0:05:00		29.68%
	Interaction Design Principles	0:12:00		29.71%
	Usability	0:03:00		29.72%
	Interaction Types and Platforms	0:09:00		29.75%
<b>Interaction Design</b>	User Stories & Scenarios	0:09:00		29.77%

	 Burner Project: User Scenarios	4:00:00		30.49%
	Journey mapping	0:08:00		30.52%
	User Flows	0:07:00		30.54%
	Information Architecture	0:10:00		30.57%
	 Burner Project: Information Architecture Diagram	4:00:00		31.29%
	 Burner Project: User Flows	8:00:00		32.72%
	Navigation	0:12:00		32.76%
	Wireframing	0:10:00		32.79%
	Watch: Reverse Engineering Wireframes	0:28:00		32.87%
	 Burner Project: Reverse Engineer Wireframes	4:00:00		33.59%
	 Burner Project: Wireframes	12:00:00	<b>Week 10</b>	35.75%
	 Reflection: Interaction Design	2:00:00		36.10%
<b>User Testing</b>	An Intro to User Testing	0:14:00		36.15%
	User Testing Flavors	0:10:00		36.18%
	User Testing Methods	0:20:00		36.24%
	 Burner Project: Tree Testing	4:00:00		36.95%
	 Burner Project: Prototype	4:00:00		37.67%
	 Burner Project: Concept Testing	12:00:00	<b>Week 11</b>	39.83%
	 Burner Project: Iterate	12:00:00		41.98%
	 Reflection: User Testing	2:00:00	<b>Week 12</b>	42.34%
<b>Visual Design Concepts</b>	 Burner Project: Moodboard	2:00:00		42.70%
	Introduction to Visual Design	0:05:00		42.72%
	Visual Design Elements & Principles	0:10:00		42.75%
	 Observation: Visual Design	2:00:00		43.10%
	Typography	0:14:00		43.15%
	 Burner Project: Pick your Typeface(s)	2:00:00		43.51%
	Color	0:10:00		43.54%
	 Burner Project: Define your Color Palette	2:00:00		43.89%
	Shapes, Graphic Elements, Images	0:11:00		43.93%
	Space, Grids, and Layouts	0:14:00		43.97%
	 Reflection: Visual Design	2:00:00		44.33%
<b>UI Design</b>	Visual Design Strategy	0:04:00		44.34%
	Visual Design Style Guide	0:14:00		44.38%
	 Observation: High-Quality Style Guide	4:00:00		45.10%
	Components & Pattern Libraries	0:15:00		45.15%

	Consolidating A Unified Approach	0:10:00		45.18%
	 Burner Project: High Fidelity Designs	24:00:00	<b>Week 13</b>	49.49%
	Design Systems	0:06:00	<b>Week 14</b>	49.50%
	Reviews, Approvals, and Handoff	0:10:00		49.53%
<b>Usability Testing</b>	Usability testing starts with usability	0:10:00		49.56%
	What's your plan, Stan?	0:15:00		49.61%
	Bring it to life: scenarios & tasks	0:15:00		49.65%
	Set-up and tooling	0:08:00		49.68%
	 Burner Project: Usability Testing Plan	2:00:00		50.04%
	Pilot testing	0:04:00		50.05%
	Facilitating Sessions	0:10:00		50.08%
	 Burner Project: Run your study	8:00:00		51.51%
	 Burner Project: Iterate	12:00:00		53.67%
	 Reflection: Usability Testing	2:00:00		54.03%
<b>Presentations &amp; Case Studies</b>	Presenting your work	0:18:00	<b>Week 15</b>	54.08%
	Case Studies	0:08:00		54.11%
	 Burner Project: Write your case study	8:00:00		55.54%
<b>Portfolio Phase</b>	 Portfolio Project One	80:00:00	<b>Weeks 16 - 19</b>	69.91%
	 Portfolio Project Two	80:00:00	<b>Weeks 20 - 24</b>	84.27%
	 Portfolio Project Three	80:00:00	<b>Weeks 25 - 28</b>	98.64%
<b>Interviewing</b>	Design Interviews	0:02:00	<b>Week 28</b>	98.64%
	A day in the life of a hiring manager	0:08:00		98.67%
	Screening Interview	0:02:00		98.67%
	Portfolio Walkthrough	0:05:00		98.69%
	 Create Your Portfolio Walkthrough	5:00:00		99.59%
	Whiteboard Challenge	0:10:00		99.62%
	Take-home Assignment	0:02:00		99.62%
	Critique	0:02:00		99.63%
	Behavioral Interview	0:02:00		99.63%
	Follow-up Conversations	0:00:00		99.63%
	Offer Stage	0:02:00		99.64%
	 Schedule Your Mock Interviews	2:00:00		100.00%



## Need Help in Starting Your UX/UI Design Career?

Our program offers personalized guidance from an experienced mentor and a customized curriculum to help you navigate your journey with ease. With step-by-step instructions, you can create a standout portfolio and gain confidence in your abilities. Our career strategy helps you stand out from thousands of copy-cat bootcamp graduates.

[SCHEDULE A CALL WITH US](#)

Learn how we can help through a free call with our admissions managers. No strings attached.

